

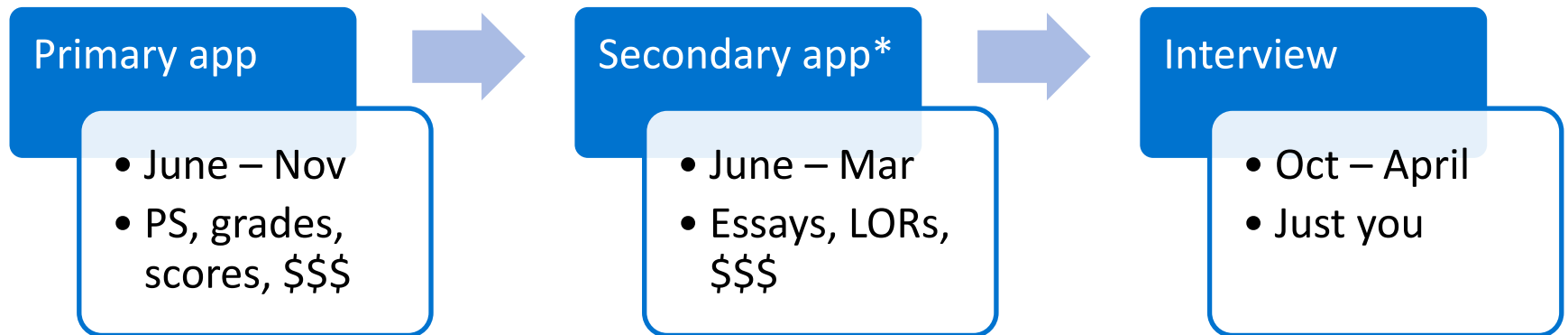
The Medical School Interview: Your Best Chance of Getting In

Martin Hofmann
Resident Year 1
University of California, Irvine



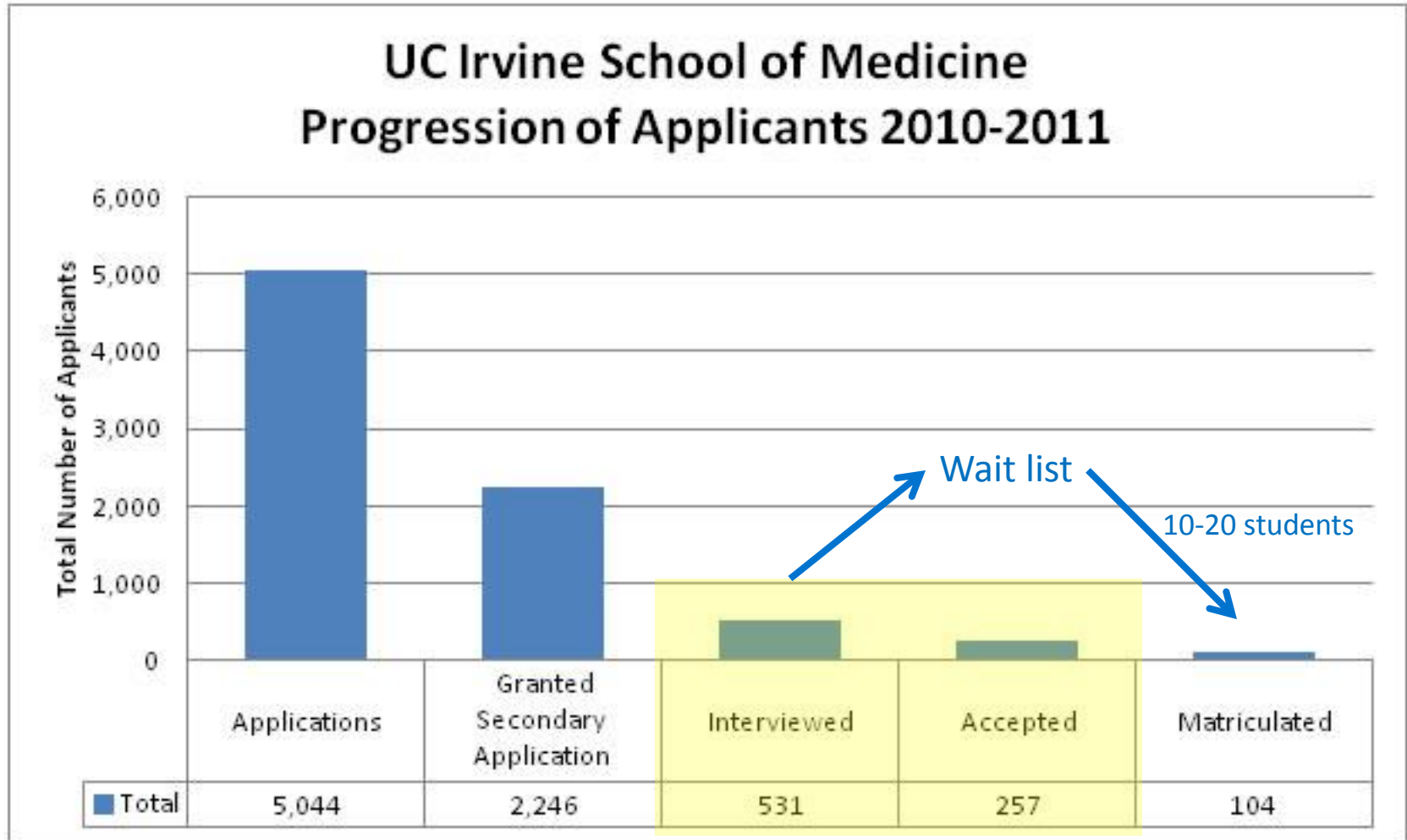
UC Irvine Health
Department of Urology

Application process in a nutshell

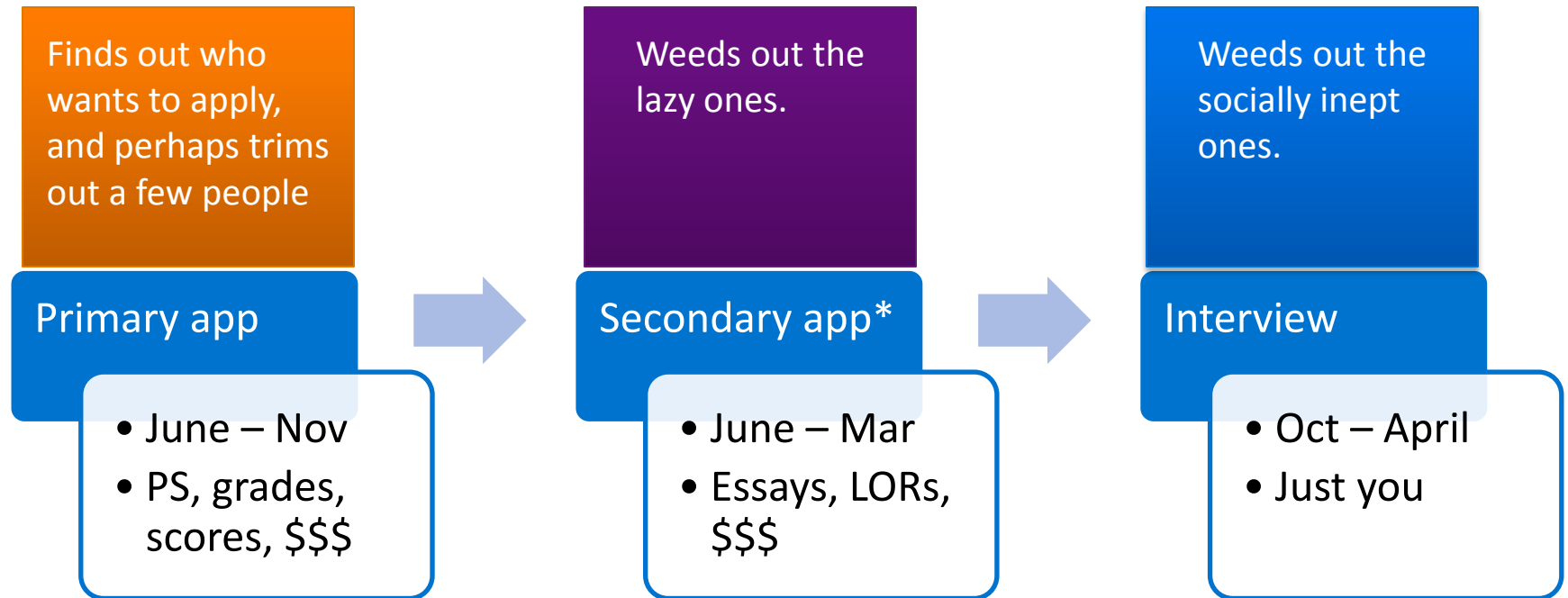


*must be completed within 30 days, *should* be completed within 1

The process by numbers



What's the point?!



*must be completed within 30 days, *should* be completed within 1

Formats

Traditional versus contemporary

- Traditional: 1 or more faculty interviews, 1 or more student interviews **or** panel interview (rare)
- Multiple mini-interviews (MMI)
- Situational judgment tests (SJTs)

Traditional interviewing

- 30 min to 1 hr interview with basic science or clinical faculty member
- Some effort is made to match their clinical or research interests with your own (broadly)
- Format is often conversational
- Very high degree of variability in the character, length, and stress-level of the conversation
- May feature multiple interviews with different faculty for different purposes (e.g., general & research)
- Often includes interview with a medical student

Multiple mini-interviews

- Developed by McMaster University in 2001 following increasing levels of data that the traditional interview format was ridiculously inconsistent and prone to biases, and thus unfair
- Moreover, performance of an interviewee during a traditional interview does not accurately predict physician performance.
- Additionally, when licensing/regulatory bodies review a physician's performance based on complaints, the most frequent issues of concern are those involving non-cognitive skills such as interpersonal skills, professionalism, and ethical/moral judgment

Multiple mini-interviews

- In MMI, the interviewee will spend a block of time (e.g., 2 hrs) rotating through mini-interview stations of 10-15 minutes
 - Each will present a question or a scenario, which may include actors
- Good: performance less affected by race/gender/etc (less bias)
- Bad: introverts likely to have poorer performance

Will I encounter this on the interview trail?

- Very likely
- More and more schools are adopting it in the US. Already a majority of schools in Canada, Australia, and Israel

The Interview

How do I do well?

PREPARE



Preparing for your interview

Do your homework on the school

- Read through the MSAR
- Spend a good amount of time on the school's website
 - Look for press releases or news articles announcing new initiatives, new hires, new grants, etc.
- Search local newspapers for articles about the school/affiliated medical centers
- Develop 5-10 routine questions that are general enough to be used everywhere you interview, and then develop a few that are specific to the location of your next interview

Demo

Preparing for your interview

Do your homework on yourself

- Carefully review your application
- Look for any threads that you did not highlight in your personal statement
- *Carefully* review your research and anticipate at have answers for the following questions for each of your experiences and projects:
 - *What was your role?*
 - *What did you learn?*
 - *What is the next step?*
- Re-read your personal statement

Preparing for your interview

Get dressed


- Conservative attire: good or bad?
- What does conservative attire mean?
 - Men: good-fitting suit, simple shirt, simple tie, clean haircut
 - Suit should be gray or navy, black is acceptable
 - Shirt should be solid, lighter color than suit
 - Tie should be simple/conservative/traditional... just tie it well
 - Women: Pants or skirt suit, dark, simple OPAQUE blouse, no stilettos
 - Skirt suit is considered more formal, should go to knees
 - You may be walking a lot
 - Close-toed may be more appropriate, especially given that you may be spending time in the hospital during a tour/for your interview
 - Keep fragrance to a minimum.

Preparing for your interview

Get dressed

Summary

- You want to stand out based on your experiences and your personality, not based on what you wear
- Basically, don't be Craig Sager



Preparing for your interview

Get confident

- Easier said than done.
- Several steps will help you get there, though:
 - Only after you convince yourself will you be able to convince them.
 - Start acting confident in life.
 - Fake it till you make it.
 - Body language is important!
 - Amy Cuddy: Good posture can independently affect your confidence and mood
 - Practice.
 - Don't over think it.